



Transportation Alliance Fall Meeting Local Agency State Programs Update

Ted Schoenecker, Office of State Aid

November 14, 2024

State Funded Programs for Local Agencies

- Local Road Improvement Program (LRIP)
- Local Bridge Replacement Program (LBRP)
- Active Transportation (AT) Program
- Safe Routes to School (SRTS) Program
- Infrastructure Investment and Jobs Act (IIJA) Matching Funds
- Infrastructure Investment and Jobs Act (IIJA) Technical Assistance Funds

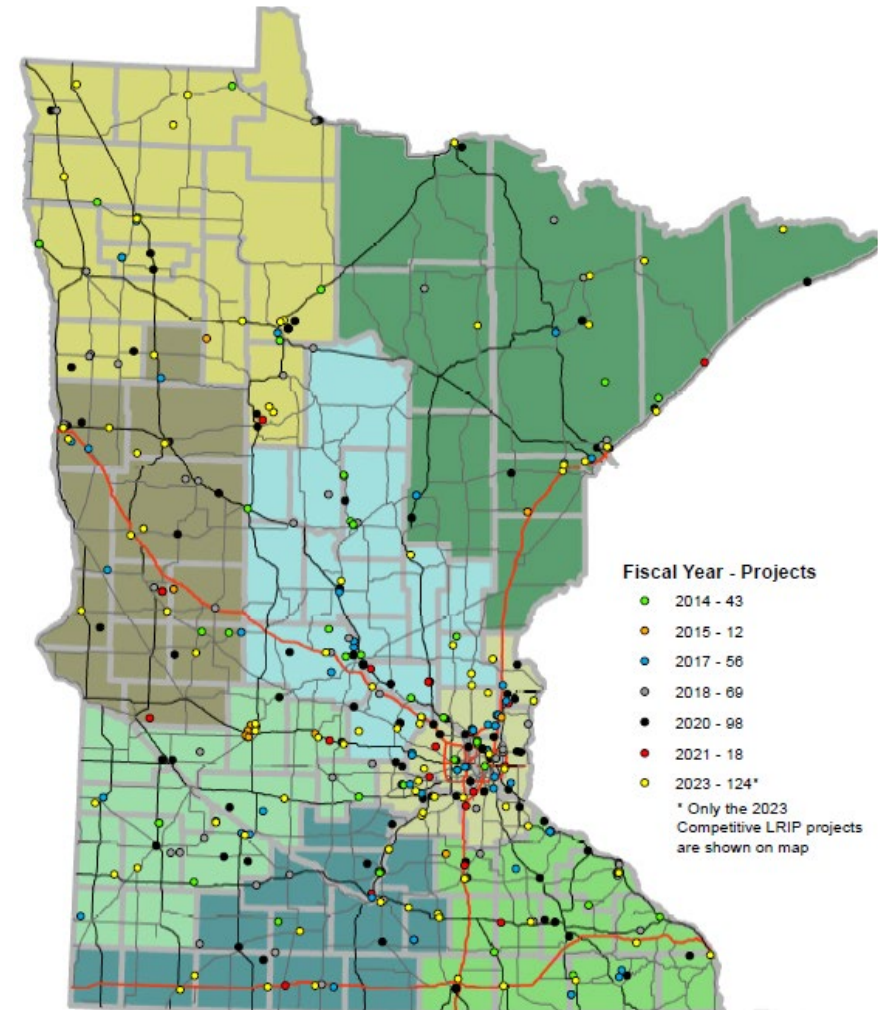
Local Road Improvement Program (LRIP)

- St. Louis County LRIP project

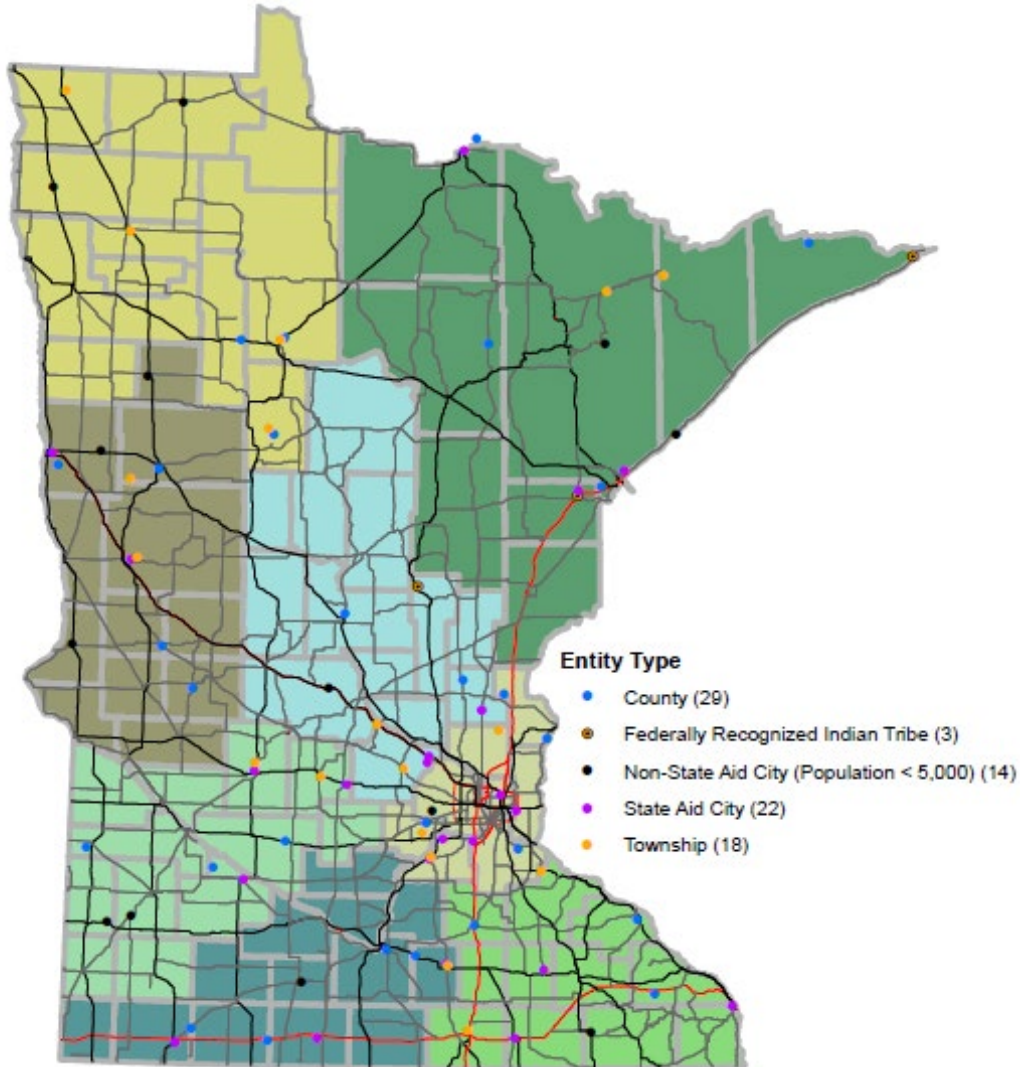


LRIP – Funding History

Year	Competitive LRIP		Earmarked LRIP		Combined Total No. of Projects Funded
	LRIP Funds (millions)	No. of Projects Funded	LRIP Funds (millions)	No. of Projects Funded	
2014	\$54.40	43	-	-	43
2015	\$4.29	9	\$9.32	3	12
2016	\$0.00	n/a	-	-	-
2017	\$25.30	45	\$90.60	11	56
2018	\$35.00	53	\$75.40	16	69
2019	\$0.00	n/a	-	-	-
2020	\$75.00	75	\$109.90	23	98
2021	\$5.50	8	\$30.93	10	18
2022	\$0.00	n/a	-	-	-
2023	\$102.97	86	\$235.56	38*	124*
Total	\$302.46	319	\$551.71	101	420



Summary of 2023 LRIP Competitive Solicitation Selected Projects



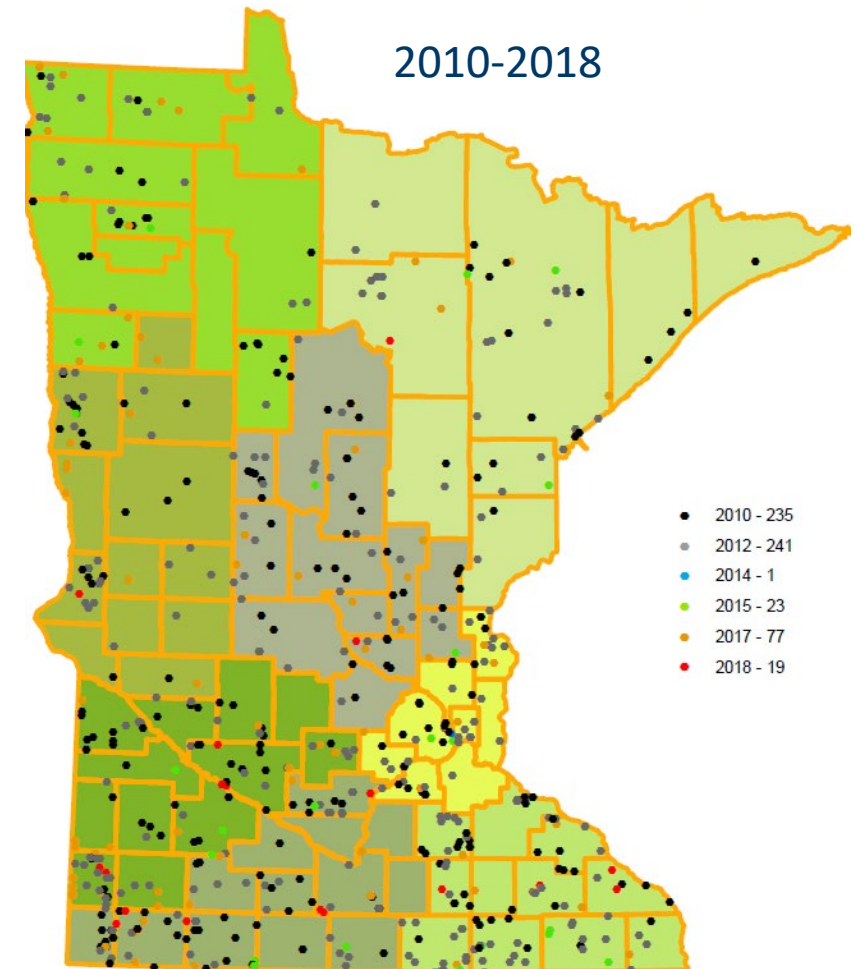
- 86 LRIP Projects Awarded Funding (\$102.967M)
 - 83 Local Agencies
 - 17 projects under construction or construction ready
 - 3 Federally Recognized Indian Tribes
- No funding remaining

Local Bridge Replacement Program (LBRP)

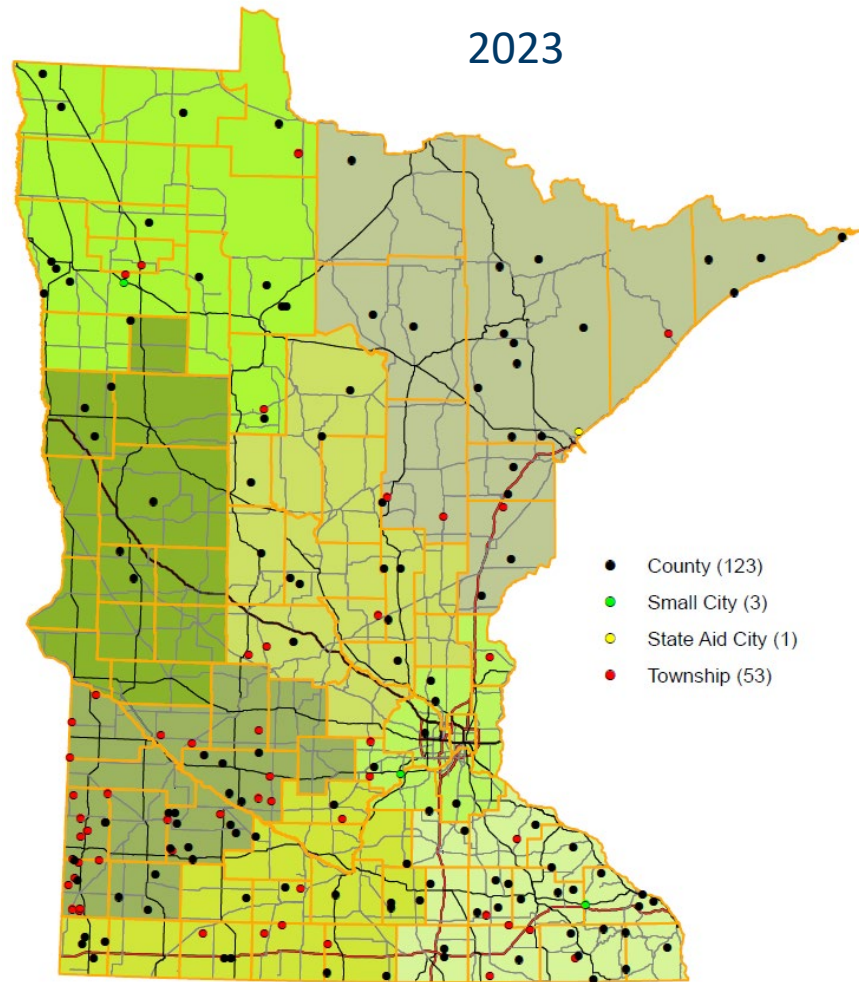


LBRP – Funding History

Year	General LBRP - Appropriations		General LBRP – Motor Vehicle Lease Sales Tax ⁺		Earmarked LBRP	
	LBRP Funds (millions)	No. of Projects Funded	LBRP Funds (millions)	No. Projects Funded	LBRP Funds (millions)	No. of Projects Funded
2013	\$0.0	0			-	-
2014	\$21.3	48			\$11.8	1
2015	\$7.4	23			-	-
2016	\$0.0	0			-	-
2017*	\$16.5	79			\$32.7	2
2018*	\$5.0	26	\$12.6	29	-	-
2019	\$0.0	0	\$12.7	43	-	-
2020*	\$30.0	109	\$11.2	36	\$56.2	3
2021*	\$14.0	48	\$10.2	15	-	-
2022	\$0.0	0	\$8.9	30	-	-
2023*	\$85.0	119	\$7.4	13	\$39.25	6



Summary of 2023 LBRP Funding



- 175 LBRP Projects Awarded Funding (\$85.013M)
 - 137 under construction or construction ready
- No funding remaining
- Wait List started October 22, 2024

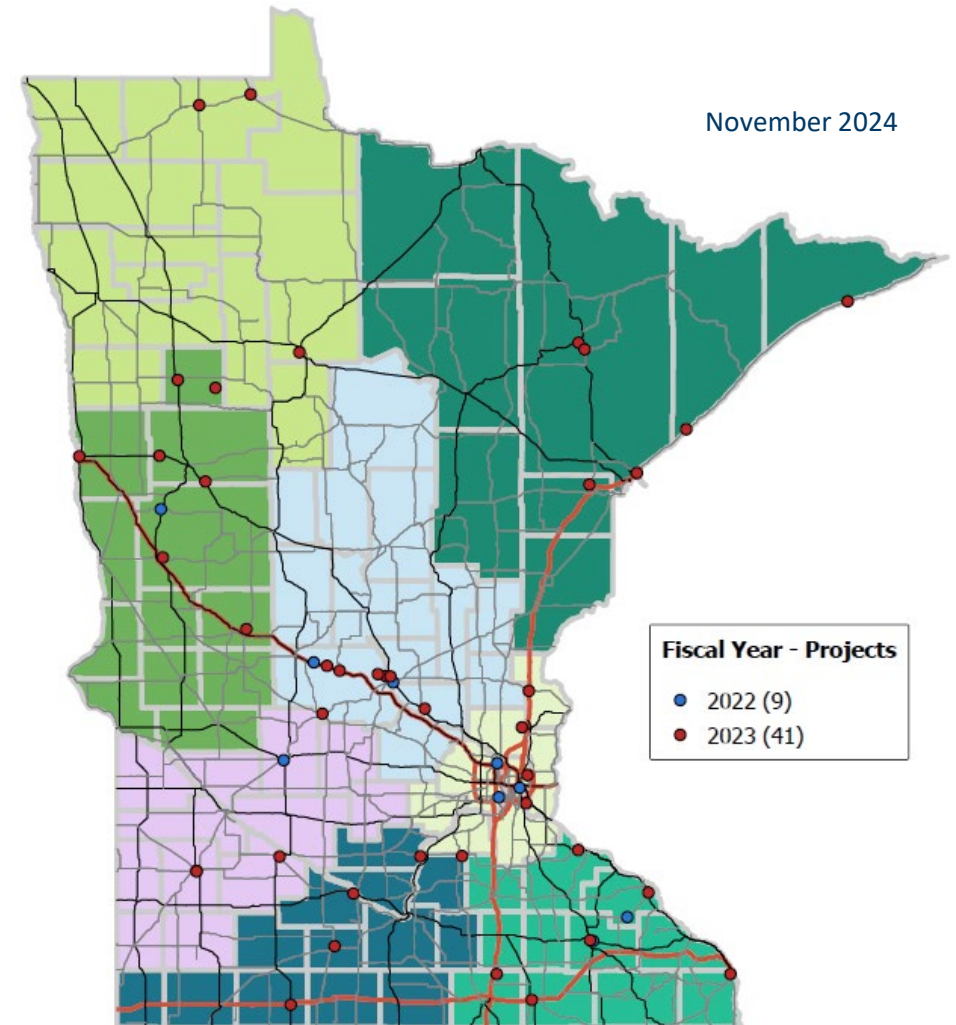
Active Transportation (AT) Infrastructure Program

- City of Melrose AT project

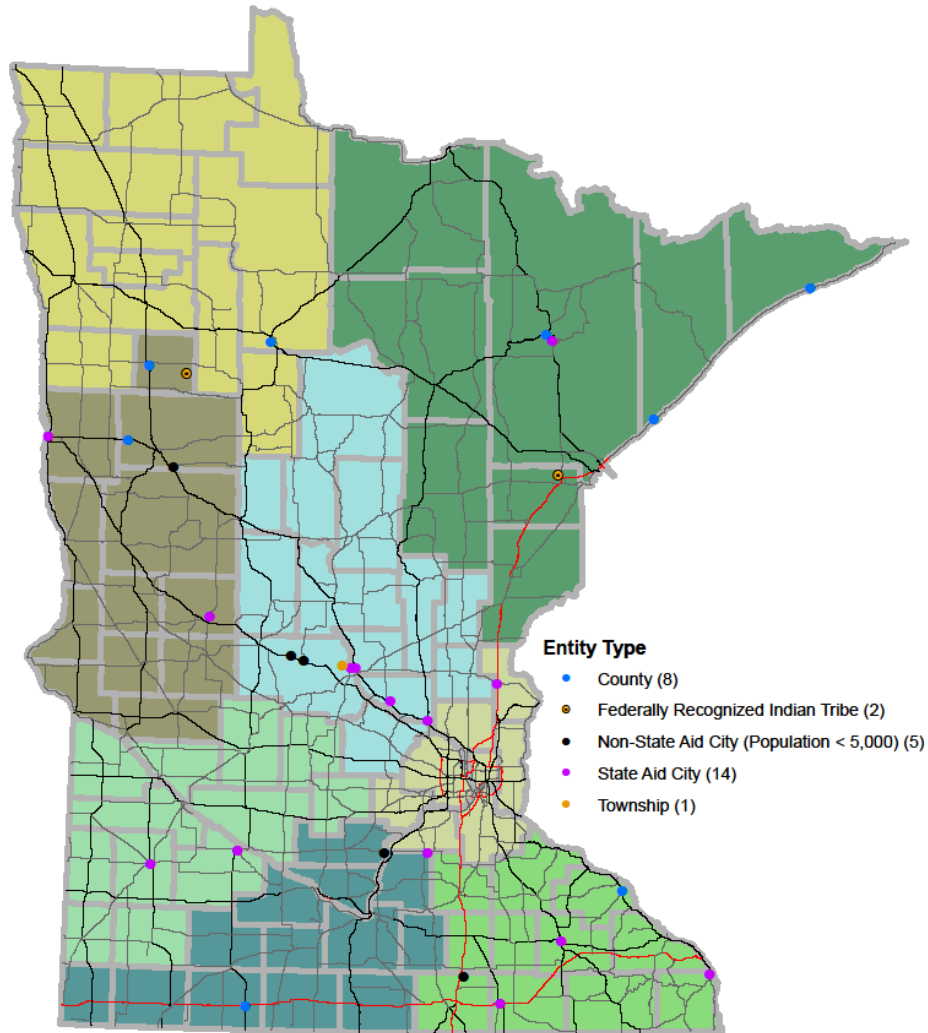


AT Infrastructure Program - Funding History

Solicitation Year	AT Infrastructure Funds (millions)	# Projects Funded
2022	\$3.5 (March 2023 Selection)	9
2023	\$4.5 (July 2023 Selection)	11
	\$13.2 (April 2024 Selection)	30
2024	\$12.502 (April 2025 Selection)	TBD



Summary of 2023 Active Transportation (AT) Infrastructure Solicitation, Selected Projects



- 30 AT Infrastructure Projects Awarded Funding (\$13.2M)
 - 28 Local Agencies
 - 1 Project, Engineering Plans Complete
 - 1 Project, Construction Underway
 - 2 Federally Recognized Indian Tribes
 - All funding allocated
- Current open solicitation for \$12.502M
- On-going base budget funding for the AT program ~ \$8.2M/yr

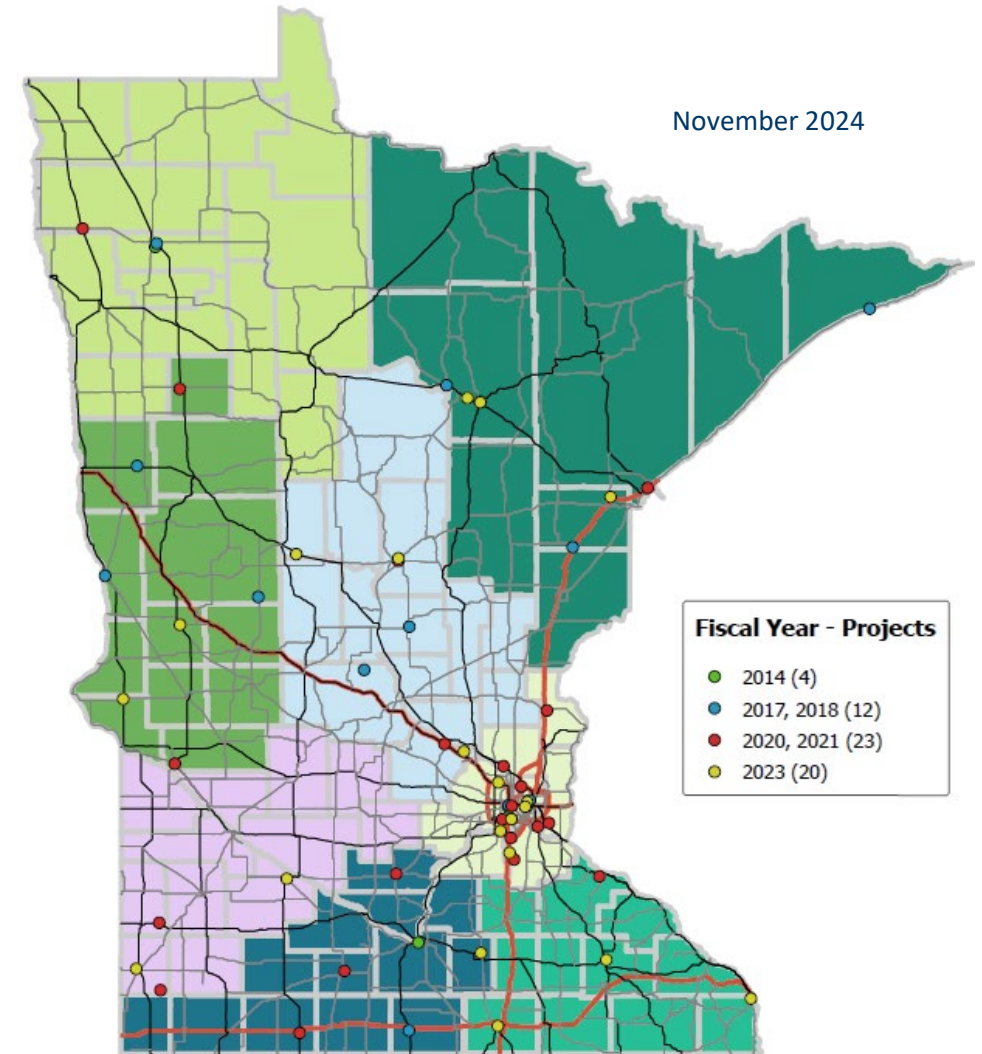
Safe Routes to School (SRTS) Infrastructure Program

- City of Coon Rapids SRTS project

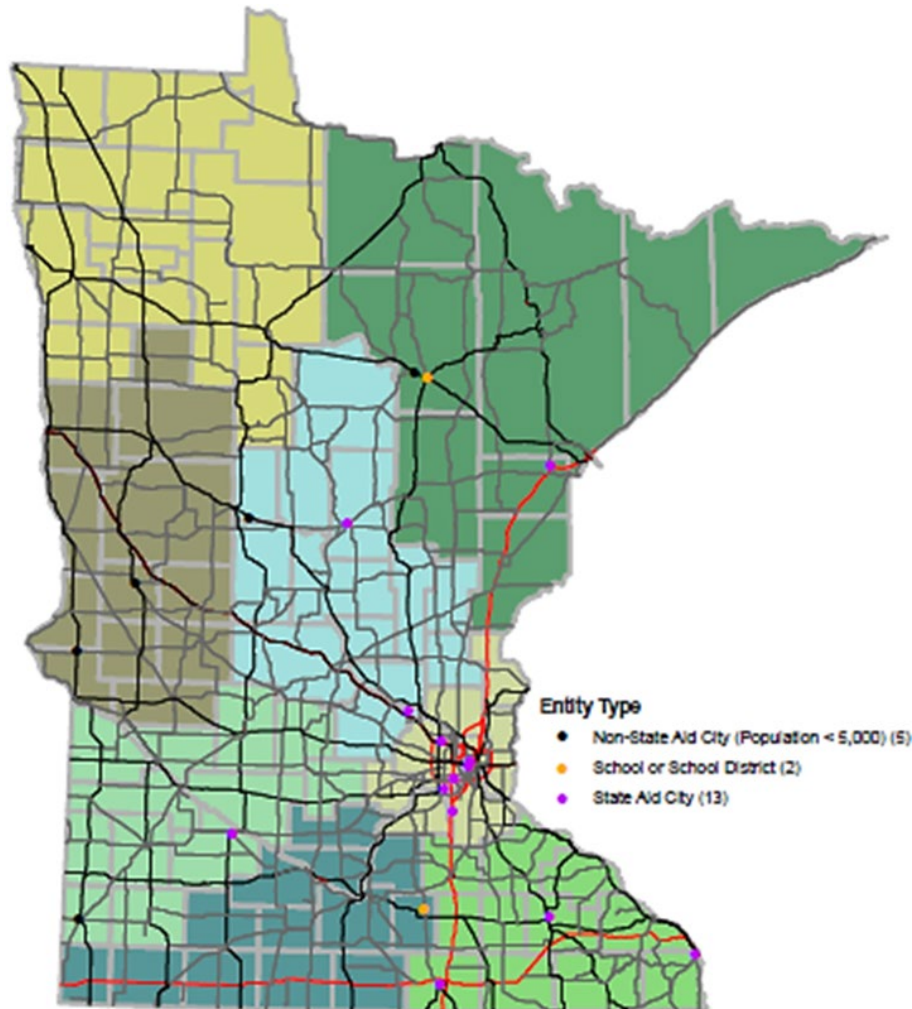


SRTS Infrastructure - Funding History

Solicitation Year	SRTS Infrastructure Funds (millions)	# Projects Funded
2009	\$1.9	13
2011	\$3.8	16
2013	\$3.5	13
2014	\$1	4
2017 & 2018	\$2	12
2020 & 2021	\$7.5	23
2023	\$10.9	20
2024	\$8.5 (April 2025 Selection)	TBD



Summary of 2023 SRTS Competitive Solicitation



- 20 SRTS Infrastructure Projects Awarded Funding (\$10.9M)
 - 20 Local Agencies
 - 0* Federally Recognized Indian Tribes
 - All funding allocated
- 2 one-time appropriations from 2023 session
 - Current open solicitation for \$8.5M

* Tribal projects selected for 2023 AT Infrastructure

IJA State Matching Funds

Recipient Type	IJA Match	IJA Match %	Projects	Project %	Avg Match
Local	\$70.5M	51.3%	41	59.4%	\$1.7M
MnDOT	\$42.1M	30.6%	10	14.5%	\$4.2M
Airport	\$13.5M	9.8%	6	8.7%	\$2.3M
Other	\$8.7M	6.4%	4	5.8%	\$2.2M
Tribal Nation	\$1.6M	1.2%	6	8.7%	\$270K
Rail	\$970K	0.7%	2	2.9%	\$490K
Grand Total	\$137.5M	100%	69	100%	\$2.0M

- \$216.4M provided from 2023 session
 - Reduced by \$11M in 2024 session
 - \$10M reserved for Administration
- \$10M maximum award
- \$57.9M remaining

IJA State Technical Assistance Funds

Entity	# Applications Approved	IJA Tech Assistance Funds
County	15	\$417,916
State Aid City	16	\$380,144
Small City	2	\$60,000
Tribal Nation	1	\$30,000
Total	34	\$888,060

- \$2M provided from 2023 session
- Local agencies and tribes only
- Hire consultant to develop federal application
- \$30,000 maximum award
- \$1.11M remaining

Total of All Programs from 2023 Funding

Program	2023 State Funding	No. of Projects	Leverage of Other Funds
LRIP	\$102.97M	86	\$1=\$2
LBRP	\$85.013M	137	\$1=\$2
AT	\$13.2M	30	\$1=\$9
SRTS	\$10.9M	20	\$1=\$0.50
Total	\$212.083M	273	\$500M

- Replace aging infrastructure
- Improve farm to market routes
- Increase pedestrian / bicycle accessibility and use
- Improve roadway mobility / capacity
- Promote safe and more walking/biking to schools
- Increase safety = save lives

Thank You!

Ted Schoenecker

Ted.schoenecker@state.mn.us

612-463-1229